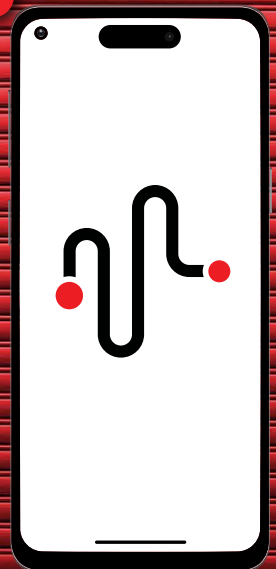



# AimLite | wave

Seamless innovation for a smarter tomorrow!



## Emergency Lighting



# CONTENTS

## **GENERAL**

1 Introduction

## **2 FEATURES OF THE SMART LINE**

4 Easy to Use

8 Secure System

10 The Smart Choice

## **12 SMART LUMINAIRES**

14 The Wave Emergency Technology Concept

16 Wave Emergency Lighting Family Overview

18 EBST, EBTB

19 EBQV, EBWD

20 EBWP, EBWP

21 CSRP, CARPW

22 CRRP

## **24 LAYOUT SUGGESTIONS**

26 Zoning Suggestions

28 Grouping Suggestions



# General



# Introduction

## Wave: Revolutionizing Emergency Lighting Compliance and Safety Management

Simplify your emergency lighting compliance with Wave, the smart Bluetooth-enabled system designed to automate mandatory testing and recordkeeping for emergency lighting. In any facility, staying compliant with emergency lighting standards is essential but often time-consuming and prone to manual errors. Wave streamlines the entire process, allowing you to automate test schedules, monitor test performance, and securely log each result into a comprehensive digital report—all from your smartphone or tablet.

**How Does Wave Work?** Wave leverages bluetooth mesh connectivity to communicate with all connected emergency lights in your facility, initiating scheduled tests according to the National Fire Code of Canada. The system performs each check with precision, assessing battery function, duration, and overall operability. Real-time results are instantly recorded, providing accurate data and peace of mind that all safety equipment is operational when it's needed most. Wave ensures that every test, pass or fail, is logged and organized in a digital report that's easily accessible for audits and compliance reviews.

### The Benefits of Wave

- **Automation & Time Efficiency:** No more manual inspections. Wave takes care of the entire testing process, reducing labor costs and freeing up valuable time for facility managers and safety teams.
- **Compliance & Accountability:** With automatic digital logs, Wave creates detailed reports that demonstrate compliance with safety standards, helping you avoid penalties and maintain a safer environment.
- **Enhanced Safety:** Automated testing ensures emergency lights are regularly checked and functioning, so your building is always prepared for the unexpected.

With Wave, compliance isn't just a requirement—it's a seamless, automated part of your facility's safety ecosystem. Whether you manage a hospital, school, office building, or any facility with emergency lighting, Wave takes the stress out of mandatory testing, making safety simpler, smarter, and more reliable. Stay compliant, save time, and enhance safety with Wave—the future of emergency lighting management.

# Features of the Smart Line

- 1 Easy to Use
- 2 Secure System
- 3 The Smart Choice







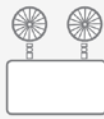
10:49



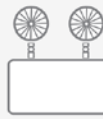
## My Lights



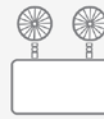
All Lights



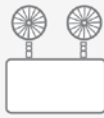
Unit 1



Unit 2



Unit 3



Unit 4



Unit 5



Unit 6



Lights



Groups



Discover



Scenes



More




# Easy to Use

Say goodbye to the hassle of manual emergency lighting tests with Wave—the advanced Bluetooth system designed to automate mandatory safety checks and streamline compliance reporting. Wave seamlessly handles testing schedules for emergency lighting, performing checks with precision and logging each test result directly into a detailed digital report.

Thanks to its bluetooth mesh technology, your emergency units connect directly to your smartphone or tablet, simplifying the setup process and avoiding the hassle of additional hubs or bridges. Wave leverages this technology to provide ultimate ease of use, eliminating the need for a gateway. Additionally, with no wires required, Wave can be set up quickly and easily, whether you're integrating smart luminaires or retrofitting existing non-smart luminaires. The system is highly flexible, allowing for easy reconfiguration or the addition of new functionalities to meet changing user requirements.

With Wave, facility managers and safety personnel can eliminate the guesswork and reduce time spent on tedious inspections. Wave's intuitive system keeps your emergency lighting compliant and reliable and automatically storing records for easy audit access.

Commission, configure, and control your emergency system effortlessly via the Wave app. Download the app and enjoy fast and simple commissioning to automate your mandatory testing and stop worrying about your emergency lighting maintenance.



The Wave app is compatible with most iPhones using iOS 10 or higher, covering models from the iPhone 5 onwards. For Android users, the app supports Android 5.0 (Lollipop) or newer, ensuring it works on most modern smartphones.




**Easy Steps**

# Easy to Use

## STEP 01

### DOWNLOAD

Scan the QR code to download the Wave App.



Download on the  
App Store

GET IT ON  
Google Play


## STEP 02

### COMMISSION

Add luminaires, create and manage zones and groups.



LIGHTS



GROUPS

## STEP 03

### CONTROL

Via phone app







# Secure System

Wave incorporates industrial-grade security measures to protect your data and privacy. Designed with security as a top priority, it provides comprehensive protection against all known attacks across the entire network of devices and groupings. The configuration settings for each device are stored in encrypted QR codes, and each network device cannot be accessed without the corresponding QR code.

In a Wave project, there are two main privilege levels, each associated with a distinct QR code. Admin privileges, linked to an orange QR code, are automatically granted to the project creator and include full control over the project. User privileges, associated with a green QR code, are granted when project access is shared with others. Users with this level of access have limited, read-only capabilities, allowing them to access unit status and download the report but not modify or edit the project settings.

Specifically engineered for large-scale networked lighting applications, Wave ensures reliable connections and an expanded range between devices. With gateway-free networking technology, you can rely on 24/7 operation without the need for passwords, minimizing the risk to company information.

The Wave Smart Emergency System delivers unparalleled security and reliability, making it the ideal choice for your smart emergency lighting needs!




User level



Admin level





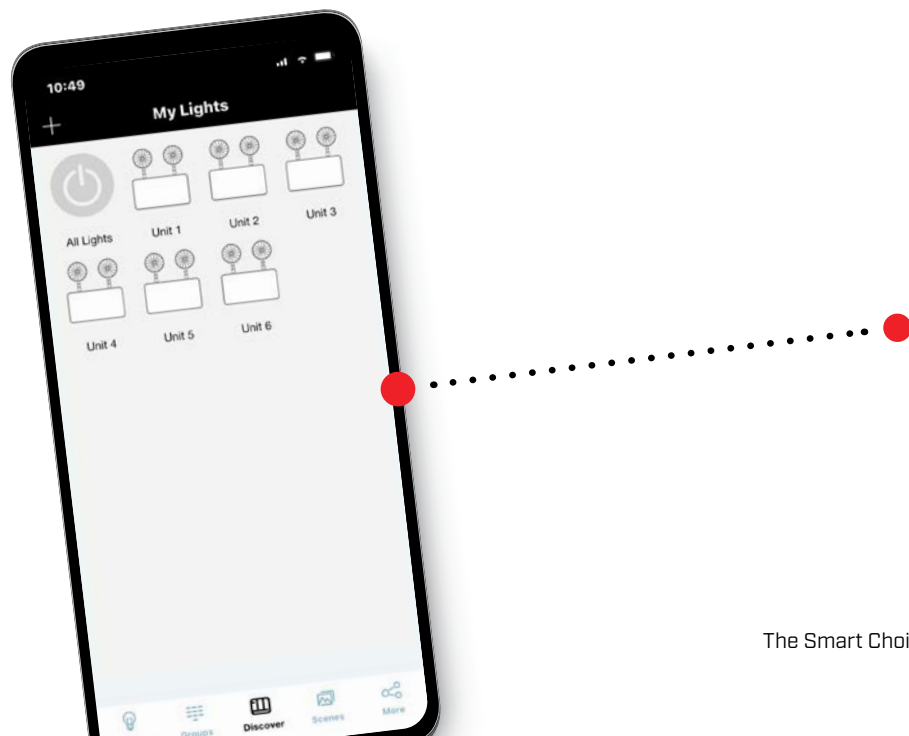


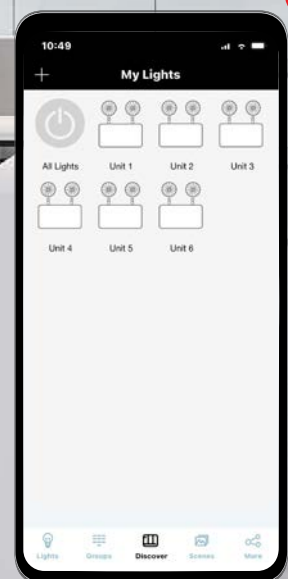

# The Smart Choice

When it comes to managing emergency lighting, Wave stands out as the smartest choice for any facility. With Bluetooth-enabled automation, Wave takes the entire process—testing, logging, and reporting—into a single, user-friendly system. Here's why Wave is the intelligent choice for emergency lighting compliance and safety:

- **Effortless Compliance:** Wave automates the mandatory testing schedule, so you'll never miss a required inspection. Each test result is logged directly into a digital report, ensuring accurate, up-to-date records for audits without the hassle of manual paperwork.
- **Time and Cost Savings:** By eliminating manual checks, Wave saves valuable time and resources, reducing labor costs and allowing safety teams to focus on other critical tasks. This efficiency means reduced operational overhead while maintaining top-tier safety standards.
- **User-Friendly App Integration:** Manage all aspects of testing and reporting right from your smartphone or tablet. Wave's app allows you to control, monitor, and review reports, making it a convenient tool for busy managers and safety personnel.
- **Future-Ready Safety:** With Wave's smart technology, you can future-proof your emergency lighting management, keeping your facility prepared and compliant as safety regulations evolve.

With Wave, you're choosing a system that makes emergency lighting management simple, smart, and cost-effective. It's the best choice to ensure safety, streamline compliance, and reduce the workload associated with emergency lighting upkeep.





Wave App



# SMART LUMINAIRES






# The Wave Emergency Lighting Technology Concept



Wave Emergency lighting is available as an option for our compatible battery units and combos. By connecting through the app to your Wave-enabled battery unit, you can control and monitor all connected units, including signs and remote heads.



**RMSM**  
**PAR18 MINI REMOTE PLASTIC**  
Emergency Remote



**RPES**  
**EDGE-LIT**  
Universal Mounting



**EBST**  
STEEL  
BATTERY UNIT







# Wave Emergency Lighting Family Overview



**EBTB**



**EBQV**



**EBWD**



**EBWP**



**EBWP**



**CSRP**



**CARPW**



**CRRP**

# EBST



## STEEL BATTERY UNIT



The EBST series of commercial steel battery units is designed to provide efficient and reliable emergency lighting. Utilizing a sturdy, all steel housing, the SLA presents a modern and unobtrusive design.

- Wattage capacity from 18 to 720W
- Wide choice of LED heads

Scan for more details



# EBTB



## STEEL CONSTRUCTION T-BAR BATTERY UNIT



The EBTB series of commercial steel T-bar ceiling battery units is designed to blend seamlessly into modern decors. The cabinet mounts above the suspended ceiling, leaving only the trim plate visible.

- Wattage capacity from 36 to 320W
- Recessed installation

Scan for more details





# EBQV



## VANDAL RESISTANT STEEL & LEXAN BATTERY UNIT



The EBQV series features vandal-resistant battery units with durable steel cabinets and tamper-proof Lexan-shielded lamp assemblies for superior protection.

- Wattage capacity from 36 to 320W
- Vandal resistant

Scan for more details



ICES  
005

# EBWD



## WEATHER-PROOF BATTERY UNIT



The EBWD series, rated NEMA4X, offers weatherproof battery units built for extreme conditions. Its reinforced, gasketed housing and anti-vandal, wet-location heads ensure full protection from the elements.

- Wattage capacity from 72 to 720W
- Vandal and weather resistant
- Up to 3 heads and 6 lamps

Scan for more details



ICES  
005

# EBWP




## WEATHERPROOF NON-METALLIC BATTERY UNIT



The EBWP series of NEMA4X rated weatherproof battery units is designed to operate in the most extreme environments thanks to its fully gasketed, reinforced, non-metallic housing.

- Wattage capacity from 36 to 720W
- Fiberglass NEMA4X housing


Scan for more details



# EBDT



## DUST-TIGHT STEEL BATTERY UNIT



The EBDT series of NEMA12 rated steel battery units are designed to perform in demanding industrial locations thanks to its fully gasketed, all steel housing.

- Wattage capacity from 36 to 730W
- Fiberglass dust-tight housing

Scan for more details





# CSRP



## STEEL RUNNING MAN COMBO



The CSRP series of commercial combination steel signs and battery units features a slim profile that eliminates light leaks combined with a simple, easy to install design.

- Wattage capacity from 36 to 72W
- Wide choice of LED heads

Scan for more details



# CARPW



## ALUMINUM RUNNING MAN COMBO



The CARPW series of commercial combination extruded signs and battery units feature a fully modern appearance. The extruded aluminum design provides for a rigid, durable and lightweight sign.

- Wattage capacity from 36 to 72W
- Wide choice of LED heads

Scan for more details



ICES  
005



## RAINSTORM RUNNING MAN COMBO



The CRRP series, rated NEMA4X, offers watertight running man exit signs with durable thermoplastic housing, sealed with a molded gasket for outdoor and wash-down locations.

- Wattage capacity from 36 to 720W
- Fiberglass NEMA4X housing

Scan for more details







 **wave**  
Emergency  
Lighting










# LAYOUT SUGGESTIONS



# Building A = Zone A



**For optimal use, we recommend separating your zones by building and/or maintenance team.**

# Building B = Zone B

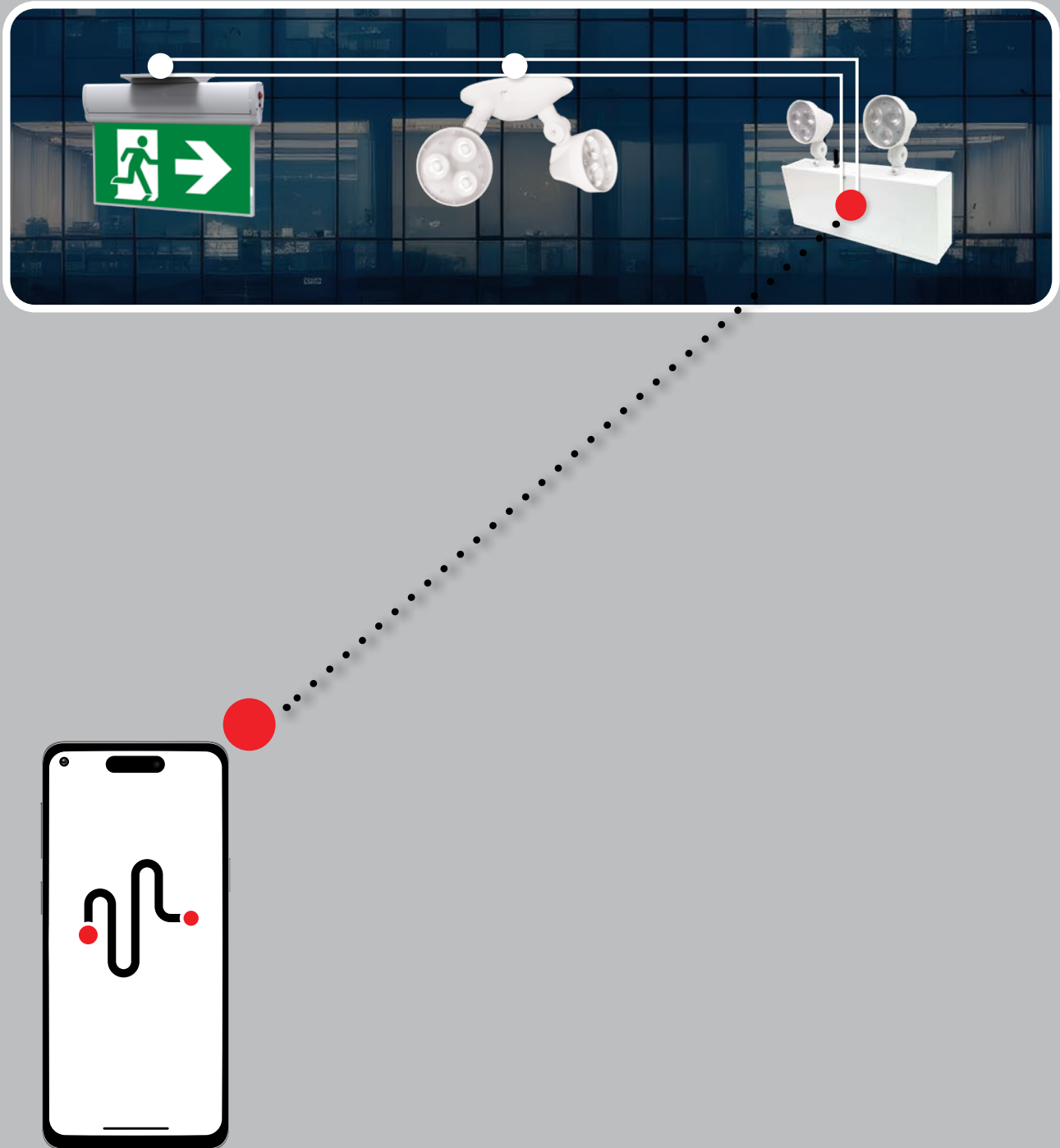


In the example above, we want to prevent the team inspecting Building A from accessing the emergency units in Building B. Since Buildings A and B are physically separated, the Bluetooth mesh connection won't connect between the two. Team A would constantly see the emergency units from Building B as disconnected, which could lead to errors.

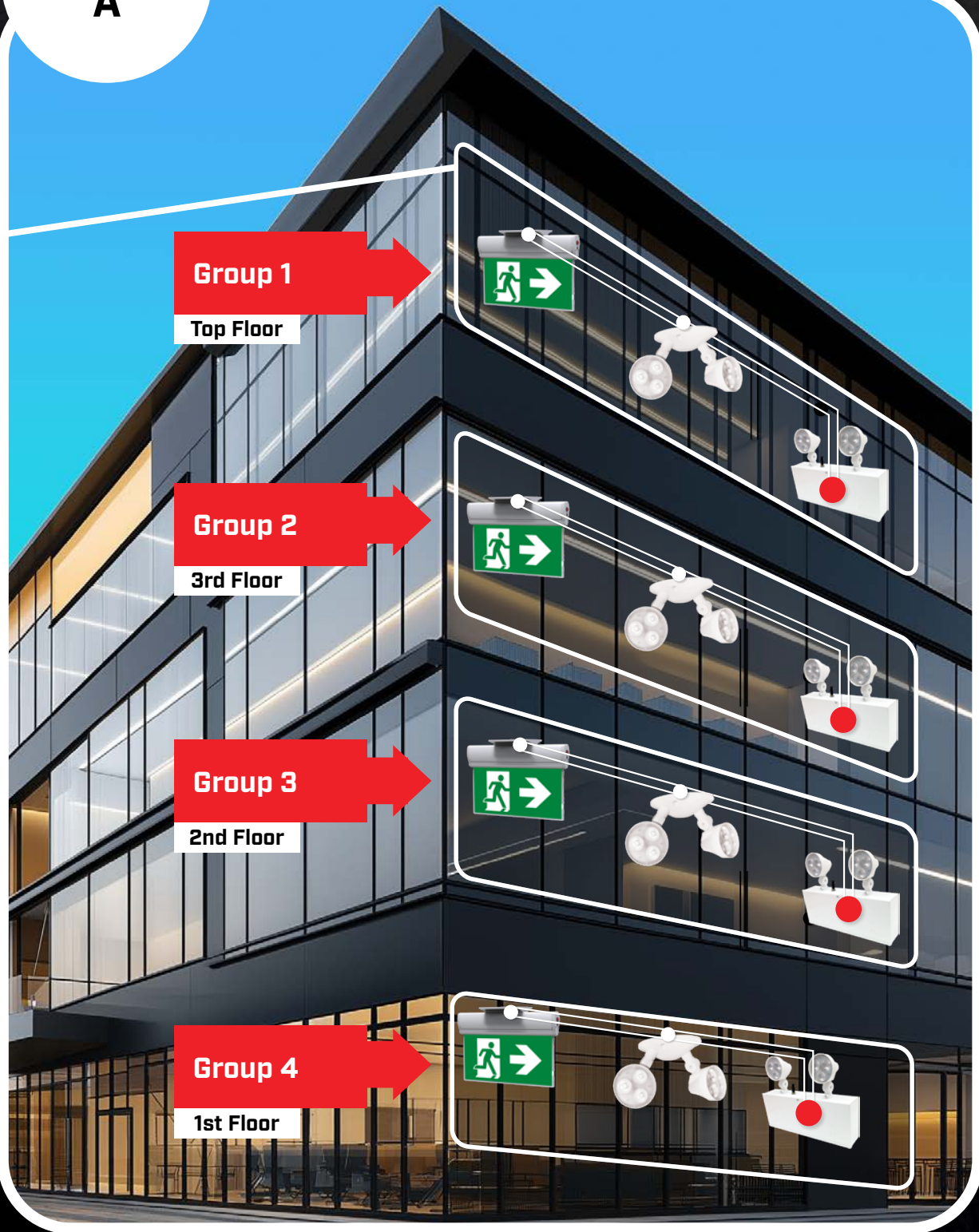


# Building Layout

Due to architectural features like thick fire walls or concrete floors, the Bluetooth connection within certain areas of a building may be compromised. We recommend grouping units by inspection areas. In the example below, each floor is treated as a separate group. This allows the maintenance team to connect quickly to each unit, moving floor by floor.



# Building A



**Aim**Lite |   **wave**







**aimlite.com**