


















INDOOR					
	VAPOR TIGHTS <sup>1</sup>	WRAPS / STRIPS / PANELS / CENTER BASKETS <sup>2</sup>	LINEAR ARCHITECTURAL	DOWNLIGHTS <sup>3</sup>	 SMART READY HIGH BAYS <sup>4</sup>
CATEGORY					
RETROFIT SOLUTION	 KIT-SENS-ADAP-WAVE	<div> +  + </div> <div>OSI-PIR107-WAVE    CTRL-KBPQ-003-WAVE</div> <div>or</div> <div></div> <div>CTRL-KBPW-001-WAVE<sup>5</sup></div> <div>or</div> <div></div> <div>CTRL-KBPQ-002-WAVE</div>			<div></div> <div>OSI-PIR106-WAVE</div> <div>or</div> <div>    </div> <div>CTRL-KBC1-002-WAVE    CTRL-KBC1-005-WAVE</div>
WALL SWITCHES	<div>    </div> <div>CTRL-KBS5-001-WAVE    CTRL-KBS5-002-WAVE</div>				

**General note:** The Wave Smart accessories are compatible with 0 - 10 V dimming only.


1: For Vapor tight fixtures we offer an easy retrofit integration into our VPL4 GEN. 3 / GEN. 2 fixtures.

2: For strips, panels and center baskets we offer fully Smart fixtures (SSM, PSM & CSM). The S20RS non-smart strip can be upgraded into a Wave compatible fixture by pairing it with CTRL-KBC1-001-WAVE.

3: Compatible Series: A186, C186 & R5C4-L.

4: Currently, there are no proper retrofit solutions for high bays. We suggest the use of our Wave Smart Ready fixtures with the plug and play smart sensors and fixture controllers.

5: This accessory is only compatible with 120-277 V systems.

OUTDOOR		
	 <b>SMART READY</b> <b>AREA / FLOOD LIGHTS</b>	 <b>SMART READY</b> <b>UNDER CANOPY AND GARAGE LIGHT</b>
<b>CATEGORY</b>		
<b>RETROFIT SOLUTION</b>	 <p>OSI-PIR106-W-WAVE</p> <p>+</p> <p>CTRL-KB0-003-WAVE</p>	 <p>OSI-PIR106-W2-WAVE</p>

**General note:** The Wave Smart accessories are compatible with 0 - 10 V dimming only.