

RMMGR REMODELER REMOTE MR16 RECESSED CEILING ADJUSTABLE GIMBAL 6V, 12V, & 24V LAMPS

The RMMGR series of commercial remodeler MR16 remotes has been designed to blend seamlessly into modern decors. The backbox can be mounted in a variety of ways above suspended or drywall ceilings, leaving only the lamp and compact trim plate visible. Trimplates snap into the housing and come in a variety of colours and finishes. The RMMGR is available in 6V, 12V, and 24V models, all utilizing low glare, MR16 LED lamps.



FEATURES & SPECIFICATIONS

MECHANICAL




- Remodeler housing contains self-positioning screw in mounting system that allows for secure installation. The screws are positioned at an angle to assure ease of service
- Steel housing/backbox and trim plate
- Backbox recesses completely above ceiling
- Pre-installed hangers bars adjustable with built-in spike and T-bar clips
- Adjustable gimbal mounted lamp
- White finish, other colours and finishes are optional
- Round trim comes standard, square trim is optional
- MR16 lamp designed with low glare reflector and available in 6VDC, 12VDC or 24VDC

COMPLIANCE

- Compliant with CSA C22.2 #141-15

APPROVALS

- Meets requirement of ICES-005

OVERVIEW		
LIGHT SOURCE	LED	
INPUT VOLTAGE (VDC)	6, 12, 24	
 NUCLEUS COMPATIBLE  ICES 005  CSA		

For complete warranty details, please see our terms and conditions on our website.

Data is based upon tests performed in a controlled environment. Actual performance can vary depending on operating conditions. All products are subject to change or may be discontinued any time without notice.

TYPICAL SPECIFICATION



TYPICAL SPECIFICATION

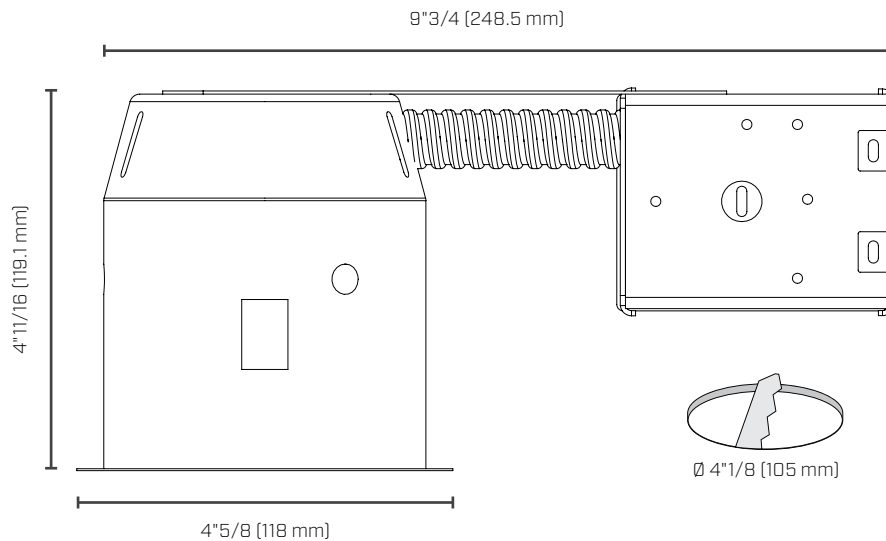
The fully recessed adjustable gimbal remote heads shall be available for IC inherently protected and remodeler construction and be mounted in a variety of ways above suspended or drywall ceilings, leaving only the lamp and compact trim plate visible. The fully recessed remote shall be designed to accept Aimlite's factory installed high performance MR16 LED lamps () V, () W, () lumens. The LED's, lens and circuit boards shall be designed for the intent of Emergency Lighting to ensure extended life and maximum performance. Remote fixture shall be supplied with a canopy for installation on any four-inch octagon box. The remote fixtures shall be certified to CSA 22.2 No.141-15 and be ICES005 compliant. The recessed remote unit shall be Aimlite model: RMMGR_____

ORDERING GUIDE

RMMGR	1					
SERIES	NUMBER OF HEADS	VOLTS [VDC]	WATTS [W]	LAMP TYPE	CASTING COLOR	OPTIONS
RMMGR REMODELER	1 - SINGLE HEAD	06 - 24V 6 TO 24 OPERATIONAL	4W - 4 WATTS	LR - LED	WHT - WHITE [STANDARD] BLK - BLACK CUS - CUSTOM COLOUR [SPECIFY]	SQR - SQUARE TRIM¹
			5W - 5 WATTS	LA - LED		
		12 - 24V 12 TO 24 OPERATIONAL	6W - 6 WATTS 7W - 7 WATTS	LA - LED		
	1 - SINGLE HEAD	NUC - NUCLEUS DRIVER	5W - 5 WATTS	LA - LED		

¹ Square trim only available in White

DIMENSIONS



LUMEN TABLE

WATTS	LUMENS
4W LR	388
5W LA	435
6W LA	507
7W LA	652