

RPHZ HAZARDOUS LOCATION

CLASS I, DIV 1 & 2, GROUPS C & D
 CLASS II, DIV1 & 2, GROUPS F & G
 CLASS III
 AC, AC/DC
 120/347 V AC INPUT



The RPHZ series of hazardous location running man signs are designed to meet and exceed the most stringent code requirements. The housings are made from copper free, heavy-duty die cast aluminum. The frame

and faceplate(s) are manufactured in heavy gauge steel with a white, powder coating finish. The signs can be specified to suit a variety of mounting options including ceiling, wall and pendant mount.

FEATURES & SPECIFICATIONS

CIRCUITRY - AC & AC/DC

- LED ultra bright light source
- Input voltages 120/347 V AC
- Emergency back-up voltage: 6 V, 12 V or 24 V DC

MECHANICAL





- Die cast, copper free aluminum, white or raw aluminum finish [depends on rating/type]
- Steel Running man sign, white powder coat finish standard
- Wiring pre-pulled through fixture
- Wall and ceiling models c/w integrated die cast junction box
- Junction box c/w oversized integral mounting holes and tapped and plugged rigid holes
- Temperature code: T6

APPROVALS

- CSA Certified to C22.2 #137
- CSA Certified to C22.2 #141-15
- CSA Certified to C860-11
- Class I, div 1 & 2, groups C & D
- Class II, div1 & 2, groups F & G
- Class III

COMPLIANCE


- Meets requirements of ICES-005

OVERVIEW			
LIGHT SOURCE	LED	INPUT POWER [W]	3.4
INPUT VOLTAGE [V AC]	120/347	DC POWER [W]	1.8
INPUT VOLTAGE [V DC]	6, 12 OR 24		
<div>  LED  HAZARDOUS LOCATION  ICES 005  </div>			

ORDERING GUIDE

RPHZ				
SERIES	NBR OF FACES	MOUNTING	VOLTS (V DC)	OPTIONS
RPHZ	1 - SINGLE FACE 2 - DOUBLE FACE	C - CEILING MOUNT P - PENDANT MOUNT W - WALL MOUNT	BLANK - AC ONLY 06 - 6 12 - 12 24 - 24	SPW - SPECIAL WORDING OR GRAPHIC 0 - NO INDICATORS (DOUBLE FACE ONLY) ↓ ↑ ↗ ↘ ↙ ↘ D U UR DR DL UL

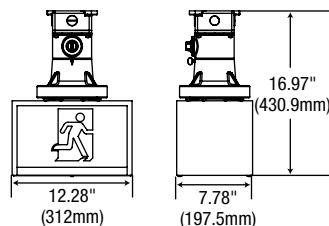
DIMENSIONS



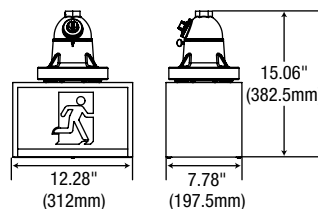
Comes standard (single face) with three pictogram legends for direction selection.

MOUNTING

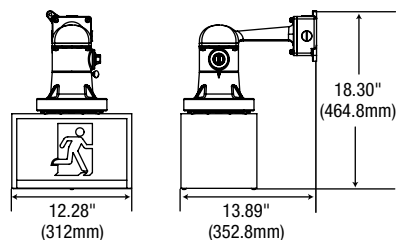
CEILING



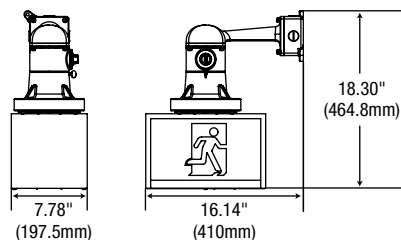
PENDANT



WALL - SINGLE FACE



WALL - DOUBLE FACE



All products are subject to change or may be discontinued any time without notice.
Please consult our chemical resistance guide to ensure selection of the proper product for your application.