

VPE4-L GEN. 2 LED VAPOR TIGHT

A luminaire ideal for a variety of industrial, commercial applications. Installed either indoors or outside, the VPE4-L provides superior light distribution. Intended for applications where moisture and/or dust may be present.



APPLICATIONS¹

- Garages
- Industrial facilities
- Sporting applications
- Subways
- School
- Canopies
- Storage rooms
- Garden centers
- Airports

FEATURES & SPECIFICATIONS

CONSTRUCTION

Housing

- Lightweight, flexible and durable polycarbonate construction makes the luminaire highly impact resistant
- The housing is sealed with a uniform gasket that blocks the ingress of moisture and dust and reinforced stainless steel snap clips lock the luminaire together
- Row mount aligners molded into housing ends
- Sealed strain relief/cable gland kit included

Lens

The frosted LED diffusing pigment lens provides uniform light distribution and has been UV stabilized to ensure that there is no yellowing over time. This impact-resistant polycarbonate lens is impervious to rust or rot and is unaffected by extreme temperatures

Mounting

Stainless steel ceiling mounting hardware and v-hooks also provided for suspension on chain or aviation cable.

TECHNICAL

SPECIFICATIONS

- Easy to clean and service
- LED technology for long term energy savings
- Colour consistency (SDCM) is 3 step MacAdam ellipse

Driver

- 120-347 V
- 0-10 V dimming driver. Dimming cables not included
- 2kV surge protection (standard)

Operating Temperature

-40 °C to +40 °C [-40 °F to 104 °F]

COMPLIANCES

- Suitable for damp & wet locations
- IP65
- IK08
- Meets NEMA 4X
- Meets NSF
- Meets requirements of ICES-005
- UL1598, UL8750
- cULus certified
- DLC Premium, DLC Standard
- BC Hydro

OVERVIEW			
LIGHT SOURCE	LED	COLOR TEMPERATURE [K]	3 CCT (3 500/4 000/5 000)
WATTS [W]	40, 60	CRI	80+
LUMEN OUTPUT [LM]	5 379 - 8 441	WEIGHT [LBS]	8
EFFICACY [LM/W]	133 - 143		
<div> </div>			

¹ Not recommended for car wash applications.

Data is based upon tests performed in a controlled environment. Actual performance can vary depending on operating conditions. All products are subject to change or may be discontinued any time without notice.

VPE4-L GEN. 2

QUICK SHIP ORDERING GUIDE



PART NUMBER	WATTS	VOLTS	COLOR TEMP.	LUMEN OUTPUT	EFFICACY	CRI	LIFE L70	TESTED HOURS LM-80	DIMMING TYPE	PF	THD
	[W]	[V AC]	[K] ¹	[LM] ²	[LM/W]		[HRS] ^{3,4}	[HRS] ^{3,4}			[%]
VPE4-LA3B-32-3C	40	120-347	3 CCT (3 500/4 000/5 000)	5 688	143	80+	135 000	9 000	0-10	>0.90	<20
VPE4-LA4B-32-3C	60	120-347	3 CCT (3 500/4 000/5 000)	8 441	141	80+	135 000	9 000	0-10	>0.90	<20

¹ Typical color temperature range: +/- 5 %.

² Lumen values are derived from photometric testing. Initial lumens range: +/- 10 %.

³ Lumen values are derived at 4 000 K. Please refer to the LUMEN SPECIFICATION TABLE for more details on other color temperature.

⁴ Life hours are derived from IESNA LM-08 testing report and projected per IESNA TM-11 extrapolations.

DLC UNIQUE ID TABLE

PART NUMBER	DLC PREMIUM UNIQUE ID ¹	DLC STANDARD UNIQUE ID ²
VPE4-LA3B-32-3C	S-FSTXMK	S-C0GHX1
VPE4-LA4B-32-3C	S-YV2BIQ	S-056AYP

¹ Primary Use Designation: Low-Bay Luminaires for Commercial and Industrial Buildings

² Primary Use Designation: Direct Linear Ambient Luminaire

LUMEN SPECIFICATION TABLE

PART NUMBER	WATTS	VOLTS	3 500 K		4 000 K		5 000 K	
			LUMEN OUTPUT	EFFICACY	LUMEN OUTPUT	EFFICACY	LUMEN OUTPUT	EFFICACY
	[W]	[V]	[LM]	[LM/W]	[LM]	[LM/W]	[LM]	[LM/W]
VPE4-LA3B-32-3C	40	120-347	5 379	133	5 688	143	5 578	139
VPE4-LA4B-32-3C	60	120-347	8 069	133	8 441	141	8 281	137

ACCESSORIES (ORDER SEPARATELY)

ORDER CODE	TYPE	COMPATIBLE WITH
CAS060-KITS-JP ¹	Replacement mounting hardware kit	All configurations
CAS060-LENS-BR-FR	4" replacement frosted polycarbonate lens (1pc)	All configurations
CAS060-MC-JP ²	Polycarbonate latch (1pc)	All configurations

¹ Mounting hardware replacement kit includes: V-hooks (2), stainless steel surface mount brackets for ceiling mount (2), PC latches (2), watertight end cap (1), nickel plated M4 screws 1.5 x 2.5mm (4), nickel plated M4 washers (4), drywall plugs (4), wire nuts (3)

² 10 latches are required per fixture

COMPATIBLE DIMMERS¹

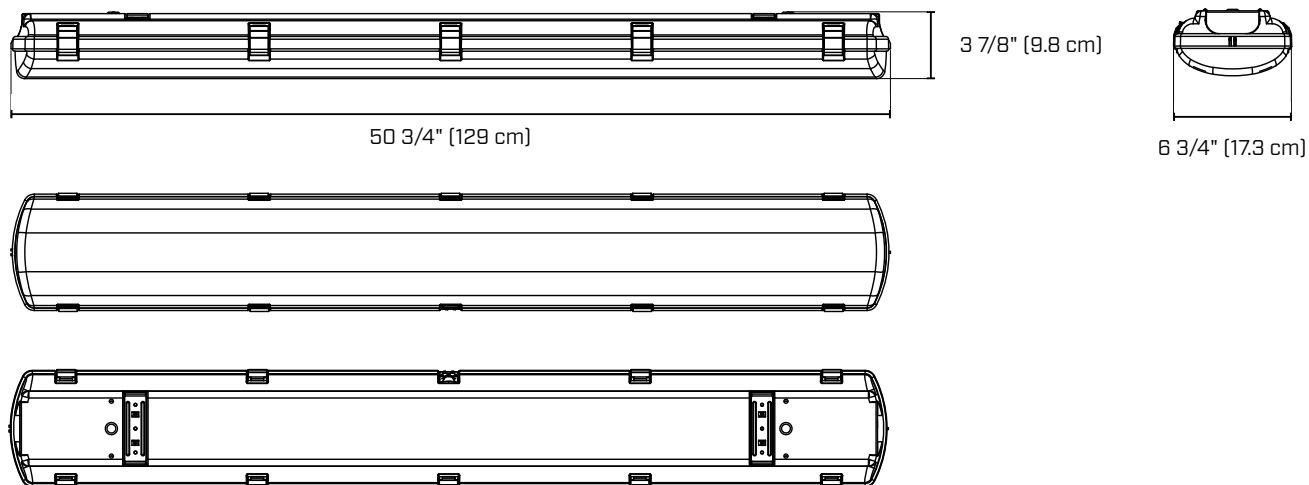
BRAND	MODEL NUMBER
LUTRON	DVSTV-HX DIVA 8 AMP 3-WAY/SINGLE -POLE 0-10V DIMMER
EATON	CONTROLS DF10P-CI DECORATOR 0-10V DIMMER
COOPER	SF10P-W
LUXDRIVE	DIMMING CONTROL - 0-10V LOW VOLTAGE WALL MOUNT CONTROL
LUTRON	DVTV-WH DIVA 30MA SINGLE POLE 0-10V FLUORESCENT DIMMER
LEVITON	DS710-10Z

Dimming range: 10%-100%

¹ This table shows dimmers that have been tested and have demonstrated proper operation under normal conditions. Each installation being unique, various factors such as load, common neutrals or other electrical products on the circuit can, in certain instances, cause variance in system performance. Read and comply to the dimmer installation instructions. Consult dimming system manufacturer for additional support in operation. Some dimmers may require more than one product for stable operation. AimLite recommends to use dimmers designed to work with LED products. Older dimmers designed for incandescent products may cause erratic operation.

VPE4-L GEN. 2

DIMENSIONS

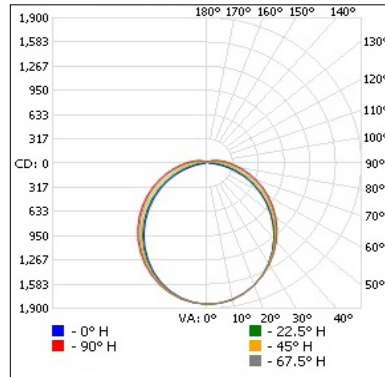


VPE4-L GEN. 2

PHOTOMETRIC DATA

VPE4-LA3B-32-3C • 4 000 K • 5 683 LM

POLAR CANDELA DISTRIBUTION



ZONAL LUMEN SUMMARY

ZONE	LUMENS	% FIXTURE
0-30	1 405.4	24.7
0-40	2 279.9	40.1
0-60	3 990.9	70.2
60-90	1 354.4	23.8
70-100	844.8	14.9
90-120	269.5	4.7
0-90	5 345.3	94.1
90-180	337.4	5.9
0-180	5 682.8	100

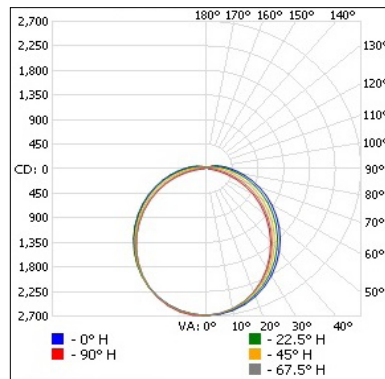
ILLUMINANCE AT A DISTANCE

CENTER BEAM FC		BEAM WIDTH	
1.7'	638	4.4'	5.3'
3.3'	169	8.5'	10.4'
5.0'	73.8	12.9'	15.7'
6.7'	41.1	17.3'	21.0'
8.3'	26.8	21.4'	26.0'
10.0'	18.4	25.8'	31.4'

■ Vert. Spread: 104.3° ■ Hor. Spread: 115.0°

VPE4-LA3B-32-3C • 4 000 K • 8 433 LM

POLAR CANDELA DISTRIBUTION



ZONAL LUMEN SUMMARY

ZONE	LUMENS	% FIXTURE
0-30	2 059.2	24.4
0-40	3 349.9	39.7
0-60	5 895.3	69.9
60-90	2 042.4	24.2
70-100	1 273.4	15.1
90-120	393.5	4.7
0-90	7 937.8	94.1
90-180	495.4	5.9
0-180	8 433.2	100

ILLUMINANCE AT A DISTANCE

CENTER BEAM FC		BEAM WIDTH	
1.7'	929	5.5'	4.4'
3.3'	247	10.8'	8.6'
5.0'	107	16.3'	13.0'
6.7'	59.8	21.9'	17.5'
8.3'	39.0	27.1'	21.7'
10.0'	26.9	32.6'	26.1'

■ Vert. Spread: 117.0° ■ Hor. Spread: 105.1°

¹ Complete IES files available on our website.