

H242-L

DECO SUSPENDED LED

Family of decorative suspended LED luminaires for general illumination in medium to high ceiling applications such as offices malls and retail spaces where long life and energy efficient LED operation is desirable.



FEATURES & SPECIFICATIONS

LED Source

Efficient Chip-on-Board (CoB) Technology with an 80+ CRI, neutral white colour respecting a 3-step MacAdam Ellipse.

Optics

Incorporated silicone lens optics offering a superior light distribution. High Bay type light beam with a viewing angle up to 75° and an efficiency of 93%.

Thermal management

Discrete heat sinks provide optimal thermal management, extended longevity and superior performance of the fixture.

Housing

Extruded and anodized aluminum housing.

Reflector

The prismatic frosted UV-stabilized 22" reflector is a practical and aesthetic solution for public areas. The acrylic reflector produces a soft, diffused glow to put the right light in the area.

Driver

0-10 V dimming driver comes standard. See ordering guide for dimming cable option.

Ambient temperature

A2: -20°C to +25°C





A3: -40°C to +25°C

Mounting and cable

Junction box with hook is standard. A 4' white power cable is installed on the luminaire.

COMPLIANCES

- Suitable for damp locations
- CSA Certified to C22.2 #250
- UL1598
- UL8750

OVERVIEW			
LIGHT SOURCE	LED	EFFICIENCY (LM/W)	92 - 112
WATTS (W)	57 - 84	COLOR TEMPERATURE (K)	2 700, 3 000, 3 500, 4 000
LUMEN OUTPUT (LM)	5 528 - 8 191	CRI	80+
   			

H242-L

ORDERING GUIDE

H242 — L — — — / — / —					
SERIES	LAMP TYPE	LUMEN PACKAGE ¹ [LM]	VOLTS [VAC]	COLOR TEMP. [K]	OPTIONS
H242	L - LED	A2 A3	2 - 120-277 8- 347	27K - 2 700 30K - 3 000 35K - 3 500 40K - 4 000	AC - AVIATION SUSPENSION CABLE (6') CC ² - COILED POWER CORD (277 V MAX) U347 - MALE 347 V TWIST LOCK PLUG PM-075 - PENDANT MOUNT 3/4" NPT DIM1 - 0-10 V EXTERNAL DIMMING WIRES READY TO CONNECT O - ACRYLIC CONICAL DROP LENS L - FLAT ACRYLIC LENS HCRI - HIGH CRI 90+ L6 - 6' CABLE LENGTH (WHITE) L10 - 10' CABLE LENGTH (WHITE)

¹ Refer to lumen and specification chart.

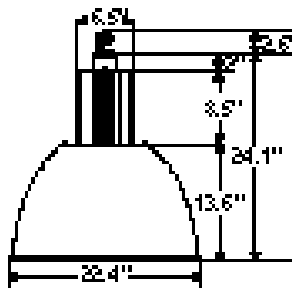
² AC option must also be selected when choosing this option.

TECHNICAL SPECIFICATION TABLE

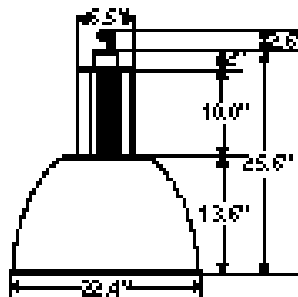
LUMEN PACKAGE	WATTS [W]	VOLTS [VAC]	2 700 K		3 000 K		3 500 K		4 000 K	
			LUMEN OUTPUT [LM]	EFFICIENCY [LM/W]	LUMEN OUTPUT [LM]	EFFICIENCY [LM/W]	LUMEN OUTPUT [LM]	EFFICIENCY [LM/W]	LUMEN OUTPUT [LM]	EFFICIENCY [LM/W]
A2	57	120-277	5 528	97	5 998	105	6 183	108	6 375	112
A3	84	347	7 095	84	7 707	92	7 945	95	8 191	97

DIMENSIONS

A2



A3



Data is based upon tests performed in a controlled environment. Actual performance can vary depending on operating conditions. All products are subject to change or may be discontinued any time without notice.